

COMPANY
BOLLARDS
UP&DOWN
BULKHEAD
FLOODLIGHT
IN-GROUND
BRICKLIGHT
GARDEN
URBAN CLASSIC
URBAN MODERN
HIGH-BAY
POST
LAMPS
REFERENCES

GLOBE 250 CLASSIC

SMALL SIZE



Ø 250 mm PMMA globe, complete with classic globe base made of shockproof resin material, UV-rays stabilized, rust and corrosion-free. Suitable for post top, hanging and wall installation. Supplied as optional with TÜV approved, long-life and efficient **LED filament lamps** suitable for outdoor use. Insulation class II, protection rating IP 55.

*Globo Ø 250 mm in polimetilmetacrilato (PMMA) completo di base classica realizzata in resina antiurto, stabilizzata ai raggi UV, inattaccabile da ruggine e corrosione. Idoneo per il montaggio a palo, a sospensione o a parete. Fornito anche completo di **lampadine LED a filamento** adatte ad uso in ambiente esterno, approvate TÜV, di lunga durata ed elevata efficienza. Classe di isolamento II, grado di protezione IP55.*



G25.131

E27 FILAMENT LED

INDOOR & OUTDOOR USE

+80°C
-30°

90% HUMIDITY

VOLTAGE SURGE RESISTANT

DRIVER SILICONE PROTECTION



GLOBE 250 CLASSIC - COMPONENTS

IP55



Ø 250 mm **GLOBE** made of UV-rays stabilized polymethylmethacrylate (PMMA), one piece only. Available in clear, opal or smoked colour.

GLOBO Ø 250 mm in polimetilmetacrilato (PMMA), resistente all'ingiallimento ed ai raggi UV, realizzato in un unico pezzo. Disponibile nei colori trasparente, bianco o fumé.

Clear (X)

Opal (Y)

Smoked (Z)



GLOBE BASE with classic design, made of shockproof resin material, UV-rays stabilized, rust and corrosion-free. Supplied complete with E27 lampholder.

REGGIBOCCIA con disegno classico realizzato in resina antiurto, stabilizzato ai raggi UV, inattaccabile da ruggine e corrosione. Fornito completo di portalampada E27.

GLOBE 250 CLASSIC

G25.B25 *

250



260

Ø 60

Dimensions and weight

Height: 260 mm
Diameter: 250 mm
Weight: 0,8 Kg

Moulded colours:

Black White

Painted colours:

Antique green Antique bronze

Diffuser PMMA:

Clear Opal Smoked

E27 VERSIONS

*ADD. SUFFIX



E27 (CFL-LED)		max 160 mm		.E27	
	6 W	800 Lm	4000 K	.F1L	
			2700 K	.F1R	
	8 W	1000 Lm	4000 K	.M1L	
			2700 K	.M1R	
	12 W	1500 Lm	4000 K	.N1L	
			2700 K	.N1R	

Globe supplied with E27 base. Provided as an option with TÜV approved, long-life and efficient LED filament lamps suitable for outdoor use with built-in driver fully protected against heat and humidity by silicone paste.

6W 8W 12W = 60W 75W 100W incandescent

SAVE 90%

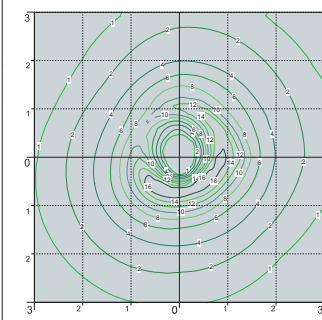
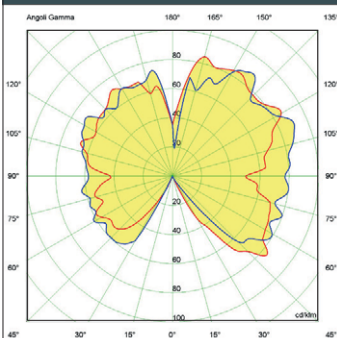
LED LAMPS



More technical details about TÜV approved Fumagalli LED Lamps on page 512.

* ADD THESE SUFFIXES TO THE REFERENCES MENTIONED IN THE CATALOGUE

PHOTOMETRIC DATA SAMPLE



GLOBE 250 CLASSIC clear with Fumagalli Filament Led Lamp 6W.


POST height 1mt
6x6mt area: average 4 lux

The photometric data for all the versions are available upon request or on our website.

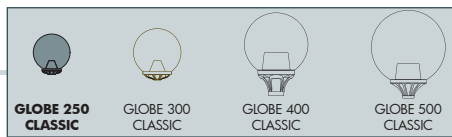
COMPANY
BOLLARDS
UP&DOWN
BULKHEAD
FLOODLIGHT
IN-GROUND
BRICKLIGHT
GARDEN
URBAN CLASSIC
URBAN MODERN
HIGH-BAY
POST
LAMPS
REFERENCES

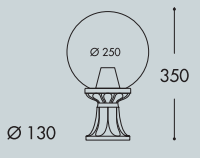
GLOBE 250 CLASSIC

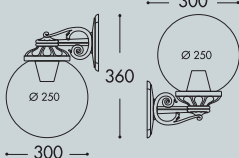
SMALL SIZE

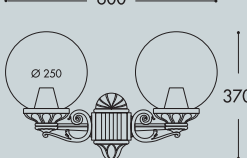


MADE IN ITALY

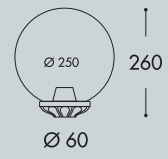


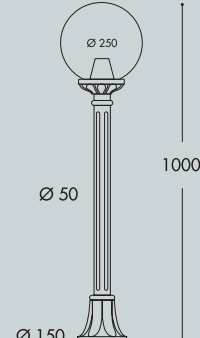
MIKROLOT/G250	
E27	G25.110.E27
6W LED	G25.110.F1R
8W LED	G25.110.M1R
12W LED	G25.110.N1R
Pcs 36 Kg 42 mc 0,829	
2700K*	
	

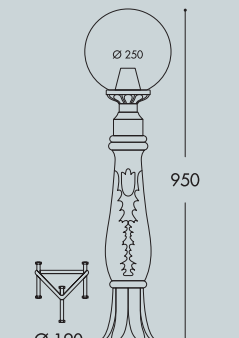
BISSO/G250	
E27	G25.131.E27
6W LED	G25.131.F1R
8W LED	G25.131.M1R
12W LED	G25.131.N1R
Pcs 36 Kg 42 mc 0,829	
2700K*	
	

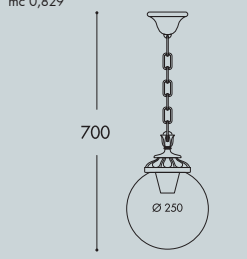
PORPORA/G250	
E27	G25.141.E27
6W LED	G25.141.F1R
8W LED	G25.141.M1R
12W LED	G25.141.N1R
Pcs 1 Kg 4 mc 0,028	
2700K*	
	

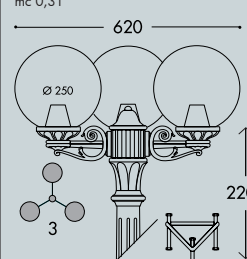
*TO ORDER THE 4000K VERSION, USE THE SUFFIXES
.F1L(6W) .M1L (8W) .N1L (12W)

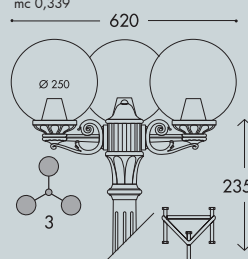
GLOBE 250 CLASSIC	
G25.B25	
Pcs 2 Kg 1,6 mc 0,025	
2700K*	
	

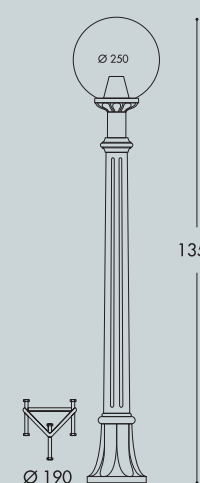
MIZAR/G250 resin	
E27	G25.151.E27
6W LED	G25.151.F1R
8W LED	G25.151.M1R
12W LED	G25.151.N1R
Pcs 2 Kg 4 mc 0,078	
2700K*	
	


IAFET.R/G250 resin	
E27	G25.162.E27
6W LED	G25.162.F1R
8W LED	G25.162.M1R
12W LED	G25.162.N1R
Pcs 2 Kg 6,9 mc 0,092	
2700K*	
	

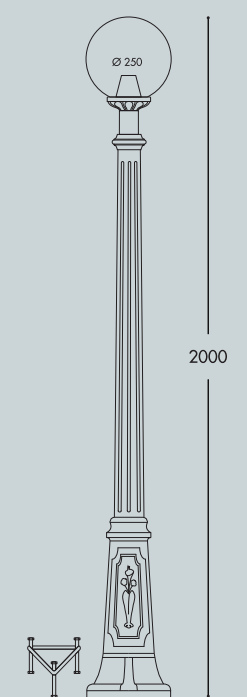
SICHEM/G250	
E27	G25.120.E27
6W LED	G25.120.F1R
8W LED	G25.120.M1R
12W LED	G25.120.N1R
Pcs 36 Kg 42 mc 0,829	
2700K*	
	

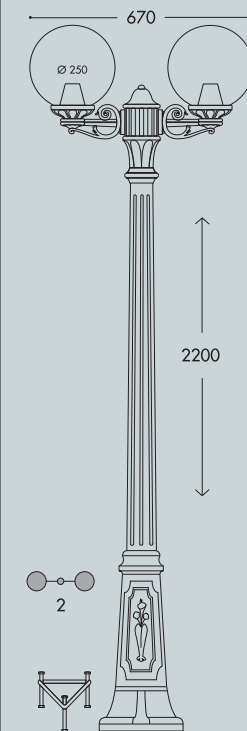
GIGI BISSO/G250 3L	
E27	G25.156.S30.E27
6W LED	G25.156.S30.F1R
8W LED	G25.156.S30.M1R
12W LED	G25.156.S30.N1R
Pcs 2 Kg 25,4 mc 0,31	
2700K*	
	

RICU BISSO/G250 3L	
E27	G25.157.S30.E27
6W LED	G25.157.S30.F1R
8W LED	G25.157.S30.M1R
12W LED	G25.157.S30.N1R
Pcs 2 Kg 27,5 mc 0,339	
2700K*	
	

ALOE'R/G250 resin	
E27	G25.163.E27
6W LED	G25.163.F1R
8W LED	G25.163.M1R
12W LED	G25.163.N1R
Pcs 2 Kg 7 mc 0,122	
2700K*	
	

ARTU'/G250	
E27	G25.158.E27
6W LED	G25.158.F1R
8W LED	G25.158.M1R
12W LED	G25.158.N1R
Pcs 2 Kg 17,1 mc 0,186	
2700K*	
	

GIGI/G250	
E27	G25.156.E27
6W LED	G25.156.F1R
8W LED	G25.156.M1R
12W LED	G25.156.N1R
Pcs 2 Kg 20,1 mc 0,217	
2700K*	
	

GIGI BISSO/G250 2L	
E27	G25.156.S20.E27
6W LED	G25.156.S20.F1R
8W LED	G25.156.S20.M1R
12W LED	G25.156.S20.N1R
Pcs 2 Kg 23,7 mc 0,27	
2700K*	
	

RICU BISSO/G250 2L	
E27	G25.157.S20.E27
6W LED	G25.157.S20.F1R
8W LED	G25.157.S20.M1R
12W LED	G25.157.S20.N1R
Pcs 2 Kg 24,8 mc 0,304	
2700K*	
